


# SECOND PARTY OPINION

## on Enel' Sustainability-Linked Financing Framework

Vigeo Eiris is of the opinion that Enel's Sustainability-Linked Financing Framework is **aligned** with the core components of the Sustainability-Linked Bond Principles (SLBP) 2020 and is in line with **best practices** identified by Vigeo Eiris



### Framework



### Characteristics

Audit of the data	Yes
Three-year historical data	Yes
Nature of the impacts on the bond/loan's characteristics	Financial
Disclosure of means for achieving the SPTs	Yes

### Sustainability Performance Targets (SPTs)

#### KPI 1: Direct GHG Emissions Amount (Scope 1)

- SPT 1: 70% reduction of direct GHG emissions per kWh by 2030, equivalent to around 125 grams by kWh, compared with 2017 levels

#### KPI 2: Renewable Installed Capacity Percentage

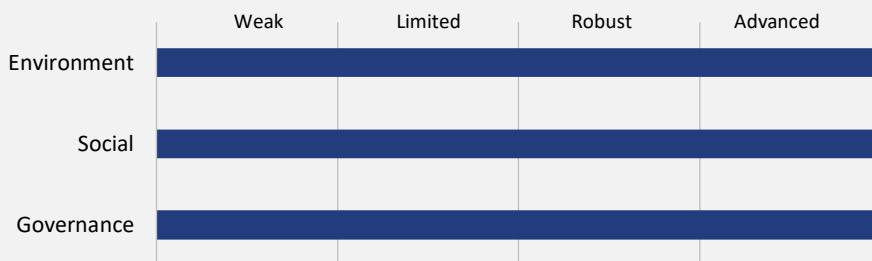
- SPT 1: 55% of renewable installed capacity by 2021, compared with 2019 levels
- SPT 2: 60% of renewable installed capacity by 2022, compared with 2019 levels

Baseline	2021	2022	2030
KPI 1 : 2017	N/A	N/A	125 gCO <sub>2</sub> /kWh*
KPI 2 : 2019	55%*	60%*	N/A

\*Trigger event

### Issuer

ESG performance as of September 2020



### Controversies

Number of controversies	6
Frequency	Occasional
Severity	High
Responsiveness	Reactive



- Advanced
- Limited
- Robust
- Weak

### Controversial Activities

- Animal welfare
- Cannabis
- Chemicals of concern
- Civilian firearms
- Alcohol
- Fossil Fuels industry
- Coal
- Gambling
- Genetic engineering
- High interest rate lending
- Human Embryonic Stem Cells
- Military
- Nuclear power
- Pornography
- Reproductive medicine
- Tar sands and oil shale
- Tobacco

## Keys findings

Vigeo Eiris is of the opinion that Enel’s Sustainability-Linked Financing Framework is **aligned** with the core components of the Sustainability-Linked Bond Principles (SLBP) 2020.

### Selection of Key Performance Indicators (KPIs) –aligned with SLBP and best practices identified by Vigeo Eiris

- The KPIs are relevant and material from an environmental standpoint
- The KPIs are measurable, externally verifiable and can be benchmarked
- The KPIs’ definition, the rationale behind their selection, the calculation methodologies and perimeter of reporting are clearly defined

### Calibration of Sustainability Performance Targets (SPTs) –aligned with SLBP and best practices identified by Vigeo Eiris

- The SPTs demonstrate an advanced level of ambition
- The timeline, baseline and trigger events are clearly disclosed
- The means to achieve the SPTs are clearly disclosed

### Bond Characteristics –aligned with SLBP

- The nature of the bond/loan’s characteristics’ variation is clearly disclosed
- The Issuer commits to disclose the actual financial impact in the bond/loan documentation for each issuance

### Reporting–aligned with SLBP and best practices identified by Vigeo Eiris

- The internal control and reporting processes are relevant, transparent and support the provision of reliable data
- The Issuer commits to annual reporting on all relevant information related to the KPIs and its associated SPTs, including results, underlying methodologies and assumptions

### Verification–aligned with SLBP and best practices identified by Vigeo Eiris

- The KPIs will be externally verified at least on an annual basis
- The achievement of the SPTs will be externally verified at least on an annual basis and the verification assurance reports will be made publicly available

## Scope of External Reviews

<input checked="" type="checkbox"/>	Pre-issuance Second Party Opinion	<input checked="" type="checkbox"/>	Independent verification of KPI(s) reported data
<input checked="" type="checkbox"/>	Independent verification of SPT(s) achievement		

## Contact

Sustainable Finance Team | [VESustainablefinance@vigeo-eiris.com](mailto:VESustainablefinance@vigeo-eiris.com)

# SCOPE

---

Vigeo Eiris was commissioned to provide an independent opinion (thereafter “Second Party Opinion” or “SPO”) on the integration of two environmental factors to the Sustainability-Linked Instruments (the “Instruments”) issued by Enel (the “Issuer”) in compliance with the Sustainability-Linked Financing Framework (the “Framework”) created to govern their issuances<sup>1</sup>. The Framework aims to highlight both the Issuer’s sustainability strategy and sustainable finance strategy while demonstrating its alignment to the ICMA’s Sustainability-Linked Loan Principles and Sustainability-Linked Bond Principles. In addition, the Framework includes the Issuer’s commitment to achieve specific targets (“Sustainability Performance Targets” or “SPTs”) regarding two environmental key performance indicators (hereafter the “KPIs”) proposed as part of its sustainability strategy.

The debt instruments included in the Framework are intended to finance general corporate purposes, as opposed to other sustainable financial instruments such as green bonds or other types of green loans. The facilities are agnostic on how funds are used. The main feature of this type of financing is the variation of the bond/loan’s financial and/or structural characteristics, depending on whether the Issuer achieves predefined sustainability performance objectives.

For these so-called Sustainability-Linked Instruments, the selected KPIs to be linked to the variation of the bond/loan’s financial and/or structural characteristics are the following:

- **KPI 1:** Direct Green House Gas Emissions Amount (Scope 1), with the following target and trigger event:
  - o SPT 1: Decrease Enel’s direct greenhouse gas emissions by 70% by 2030 compared with 2017 levels, equivalent to around 125 grams by kWh
- **KPI 2:** Renewable Installed Capacity Percentage, with the following targets and trigger events:
  - o SPT 1: Reach 55% of renewable installed capacity<sup>2</sup> by 2021 compared with 2019 levels
  - o SPT 2: Reach 60% of renewable installed capacity by 2022 compared with 2019 levels

Our opinion is established using Vigeo Eiris’ Environmental, Social and Governance (“ESG”) assessment methodology, the Loan Market Association’s Sustainability-Linked Loan Principles (“SLLP”), edited in May 2020 and the International Capital Market Association’s (ICMA) Sustainability-Linked Bond Principles (“SLBP”), voluntary guidelines, published in June 2020. This opinion is strictly limited to the integration of one environmental factor in the Instruments. This opinion does not cover the integration of broader sustainability factors (i.e. social and governance), or the labelling of the instruments wherein the final decision is left to Enel. This opinion does not constitute a verification or certification.

Our opinion is built on the review of the following components:

- 1) **Issuer:** we assessed the Issuer’s ESG performance<sup>3</sup>, its management of potential stakeholder-related ESG controversies and its involvement in controversial activities.<sup>4</sup>
- 2) **Framework:** we assessed the Framework’s alignment with the core components of the SLLP and SLBP 2020.

Our sources of information are multichannel, combining data from (i) information gathered from public sources, press content providers and stakeholders, (ii) information from Vigeo Eiris’ exclusive ESG rating database, and (iii) information provided by the Issuer.

We carried out our due diligence assessment from September 22<sup>nd</sup> to October 9<sup>th</sup>, 2020 and consider that we were provided with access to all of the documents we requested. We took reasonable efforts to verify the data accuracy.

---

<sup>1</sup> The Issuer reports that issuances will include bonds and credit lines.

<sup>2</sup> The Issuer reports that renewable energy installed capacity encompasses only electricity generation facility exclusively using any (or a combination) of the following technologies: wind, solar, hydro and geothermal and any other non-fossil fuel source of generation deriving from natural resources (excluding, from the avoidance of doubt, nuclear energy).

<sup>3</sup> The Issuer’s ESG performance was assessed in September 2020 by a complete process of rating and benchmark developed by Vigeo Eiris. All potential evolutions and data published after this date are not included in the rating.

<sup>4</sup> The 17 controversial activities screened by Vigeo Eiris are: Alcohol, Animal welfare, Cannabis, Chemicals of concern, Civilian firearms, Fossil Fuels industry, Coal, Gambling, Genetic engineering, High interest rate lending, Human Embryonic Stem Cells, Military, Nuclear power, Pornography, Reproductive medicine, Tar sands and oil shale, and Tobacco.

# FRAMEWORK

The Issuer has described the main characteristics of the Instruments within a formalised framework which covers the core components of the SLLP and SLBP 2020 (the last updated version was provided to Vigeo Eiris on October 6<sup>th</sup>, 2020). The Issuer has committed to make this document publicly accessible on its website before the first issuance date, in line with good market practices.

## Alignment with the Sustainability-Linked Bond Principles

### Selection of Key Performance Indicators (KPIs)



### COHERENCE

Vigeo Eiris considers that the KPIs selected are coherent with Enel's strategy and priorities in terms of sustainability.

Enel aims to develop a business model aligned with the objectives of the Paris Agreement (COP21) to maintain the average global temperature increase well below 2 °C compared with pre-industrial levels. Enel aims to continue with efforts to limit this increase to 1.5 °C. According to the IPCC models, to limit global warming to below 1.5°C, CO<sub>2</sub> emissions should decline by 45% from 2010 levels by 2030 and reach net zero around 2050. To stay below 2°C, CO<sub>2</sub> emissions should decline by 25% by 2030 and reach net zero around 2070. Enel's strategy is to reduce carbon dioxide emissions by 70% (kWh) by 2030 vs 2017 levels and reach full decarbonisation by 2050, which is aligned with the IPCC's model to stay below a 1.5°C warming.

The Issuer's 2020-2022 Sustainability Plan<sup>5</sup> has SDG 7 on Affordable and Clean Energy and SDG13 on Climate Action as its cornerstones. The Plan includes a total investment of €14.4 billion towards the increase of the Group's renewable capacity while progressively replacing its conventional generation fleet and support the Group's target to fully decarbonise its technology mix by 2050.

Enel's 2020-2022 Sustainability Plan sets out two strategic pillars namely: decarbonisation and electrification. According to the Issuer, this strategy combines two of the Issuer's priorities: the acceleration of renewable development and the reduction of thermal capacity by accelerating the coal phase out. In particular, the Issuer discloses an increase of above 28% of renewable installed capacity (GW) in 2022, compared to 2019 baseline. This increase will lead to a total of 54.2 GW total renewable installed capacity by 2022, compared to 42.1 GW renewable installed capacity in 2019 (+12.1 GW).

In its path towards decarbonisation by 2050, the Issuer has set a roadmap with medium-term targets certified by the Science Based Targets initiative<sup>6</sup> (SBTi), foreseeing a 70% reduction of direct GHG emission per kWh by 2030 vs. 2017 levels, reaching around 125 g/kWh as well as a 16% reduction of indirect emissions (scope 3). It is in this context that Enel has set the target of overall 60% renewable installed capacity by 2022 also leading to increasing CO<sub>2</sub>-free production to 68% in 2022.

In addition to decarbonisation and electrification, Enel will also maintain its investment in networks between 2020 and 2022, increasing the number of second-generation smart meters from 13.1 million to 28.8 million.

<sup>5</sup> <https://www.enel.com/investors/sustainability/sustainability-plan>

<sup>6</sup> <https://sciencebasedtargets.org/>

SDG MATRIX

The selected KPIs are likely to contribute to two of the United Nations’ Sustainable Development Goals (“SDGs”), namely: Goal 7. Affordable and Clean energy and Goal 13. Climate Action.

KPI	SDG	SDG TARGETS
DIRECT GREEN HOUSE GAS EMISSIONS AMOUNT (SCOPE 1) & RENEWABLE INSTALLED CAPACITY PERCENTAGE		7.2. Increase substantially the share of renewable energy in the global energy mix
		Assets are likely to contribute to SDG 13 which consists in adopting urgent measures to combat climate change and its effects.

<u>KPI 1</u> : DIRECT GREEN HOUSE GAS EMISSIONS AMOUNT (SCOPE 1)	<u>KPI 2</u> : RENEWABLE INSTALLED CAPACITY PERCENTAGE
--	--

MATERIALITY

Vigeo Eiris considers that the selected KPIs reflect the Issuer’s most material sustainability issues as well as the most material challenges for its sector.

The Electric & Gas Utilities sector has a major role to play regarding climate change and energy efficiency through the promotion of renewable energy sources, energy efficiency and reduction in greenhouse gas emissions from power plants. Companies are expected to set ambitious climate change strategies, backed by relevant targets and widespread environmental management systems. Indeed, with two-thirds of greenhouse gas (GHG) emissions coming from the energy sector, the Intergovernmental Panel on Climate Change (IPCC) highlights the need for a transformation of the world’s energy system with an immediate, large-scale shift to renewable energy and energy efficiency. Companies are also expected to dismiss their carbon-intensive means of production, meaning dismissing their fossil fuel powered plants. One of the major environmental issue for the electricity production sector is Scope 1 GHG emissions linked to the production of electricity through the combustion of fossil fuels (coal, gas and oil).

The Paris Agreement sets out a global framework to avoid dangerous climate change by limiting global warming to well below 2°C and pursuing efforts to limit it to 1.5°C. It also aims to strengthen companies’ ability to deal with the impacts of climate change and support them in their efforts. The Paris Agreement is the first-ever universal, legally binding global climate change agreement, adopted at the Paris climate conference (COP21) in December 2015.

In addition, according to a report<sup>7</sup> published by the International Renewable Energy Agency (IRENA), the rapid adoption of renewable energy combined with energy efficiency strategies is a reliable pathway to achieve over 90% of energy-related CO2 emissions reductions needed to meet National climate pledges.

Enel annually conducts a materiality analysis crossing stakeholder’s priorities’ and the Issuer’s priorities which are disclosed in its Sustainability Reports. The 2019 materiality matrix has identified decarbonization of the energy mix as one of the main environmental priority for the Issuer and its stakeholders.

In addition, the main objectives of Enel’s decarbonization plan will be achieved through (i) an acceleration of renewables development and (ii) the progressive decommissioning of coal-fired plants, which are both appropriately reflected by the two selected KPIs.

Enel is committed to reduce its direct CO<sub>2</sub> emissions by 70% by 2030 to reach full decarbonisation by 2050 and meet recognized climate pledges.

Enel is committed to increase its renewable installed capacity to reach 60% by 2022 and meet recognized climate pledges.

It should be noted that the installed capacity is the maximum output of electricity that can be produced under ideal conditions. It is commonly observed that the share of energy generation from renewables is significantly lower

<sup>7</sup> [https://www.irena.org/-/media/Files/IRENA/Agency/Publication/2019/Jun/IRENA\\_G20\\_climate\\_sustainability\\_2019.pdf](https://www.irena.org/-/media/Files/IRENA/Agency/Publication/2019/Jun/IRENA_G20_climate_sustainability_2019.pdf)

than the share of installed net capacity from renewables, which can be due to intermittency, or inefficient or non-operational installed capacity. Thus, considering renewable installed capacity alone without considering the actual generation of this new build capacity could overestimate the environmental impact of the indicator. However, a comprehensive analysis of Enel’s strategy which includes both production targets and a goal of full decarbonization by 2050, allows to properly assess the Issuers’ management of possible risks associated to the KPI:

- The Issuer reports that from its strategic commitment to increase its renewable installed capacity will result the following forecasts in renewable production: 43% (99.4 TWh - actual data) in 2019, 50% (116.8 TWh) in 2020, 54% (130.3 TWh) in 2021, 57% (143.3 TWh) in 2022. These data show that Enel forecasts only a minor gap between renewable energy in the total installed capacity and in the generation mix.
- Enel has set a commitment to report to investors on the share of renewable generation and its performance in terms of decarbonisation.

In addition, the calculation of the selected KPI considers different types of renewable energies including large hydropower. Although hydropower dams can produce power with low greenhouse gas emissions, adverse social and environmental externalities of large dams can result in substantial physical transformation of rivers, riverine ecosystems impact, displacement, loss of livelihood and loss of cultural heritage are some of the worst impacts.

As a result, an area for improvement consists in excluding large hydropower from the perimeter of the collected KPI to improve its relevance from a sustainability perspective.

Enel is transparent on this issue and reports that 100% of its hydropower plants are ISO 14001 certified, while working to integrate local communities’ expectations in the development of their projects.

In addition, Enel reports that the share of hydropower within its renewable’s portfolio will decrease from 67% in 2019 to 52% in 2022 as consequence of the acceleration on wind and solar technologies, with an expected installed capacity of 27.9 GW in 2020 and 28.1 GW in 2022. The Issuer discloses a commitment to report annually on the breakdown by technology of its renewable installed capacity.

**MEASURABILITY AND VERIFICATION**

Both KPIs are externally verified and measurable on a consistent methodological basis. The selected KPIs and their associated targets are included in the yearly Sustainability Report, which has been externally audited since 2009.

The Issuer commits to review the Framework in case of material changes in the perimeter, methodology, and in particular KPIs and/or the SPTs’ calibration.

**CLARITY**

The definition, perimeter and underlying methodologies for the selected KPI is defined in the Framework and in internal documentation.

The definition, perimeter and underlying methodologies for the selected KPI is defined in the Framework and in internal documentation.

The Issuer refers to the GHG Protocol<sup>8</sup> and to the Global Reporting Initiative (GRI). The KPI's definition relies on external references and allows its benchmark.

In particular, Enel refers to the GRI 305 Emissions<sup>9</sup> and to the Disclosure 305-1 Direct (Scope 1) GHG emissions.

The rationale and process for the selection of the KPI is considered relevant and is clearly disclosed within Enel's Framework.

The Issuer refers to the Global Reporting Initiative (GRI). The KPI's definition relies on external references and allows its benchmark.

In particular, Enel refers to the GRI sectorial indicator EU1<sup>10</sup> (GRI-G4-Electric-Utilities-Sector-Disclosures), which sets global standards to measure installed capacity, broken down by primary energy source.

The rationale and process for the selection of the KPI is considered relevant and is clearly disclosed within Enel's Framework.

#### EXHAUSTIVENESS

The Issuer reports that the perimeter of reporting for both KPIs cover the business activity related to Global Power Generation Business line (covering conventional generation and renewables through Enel Green Power), whose revenues account for 49.5% out of total Group Revenues. The Issuer reports that this perimeter will not be subject to modifications.

#### BEST PRACTICES

- ⇒ The selected KPIs reflect material ESG challenges for the sector and the Issuer has disclosed its materiality matrix
- ⇒ The KPIs are measurable or quantifiable on a consistent methodological basis and the Issuer commits to review the Framework in case of material changes in the perimeter, methodology, and in particular KPIs and/or the SPTs' calibration
- ⇒ The KPIs were previously disclosed and have historical externally verified KPI values covering at least the previous 3 years
- ⇒ The KPIs definition rely on external references (GRI, GHG protocol etc.) allowing their benchmark
- ⇒ The rationale and process for the KPIs selected is clearly disclosed in the Framework

<sup>8</sup> <https://www.enel.com/content/dam/enel-com/documenti/investitori/sostenibilita/ghg-inventory-2019>.

<sup>9</sup> <https://www.globalreporting.org/standards/media/1012/gri-305-emissions-2016.pdf>

<sup>10</sup> <https://www.globalreporting.org/Documents/ResourceArchives/GRI-G4-Electric-Utilities-Sector-Disclosures.pdf>

Calibration of Sustainability Performance Targets (SPTs)

Not Aligned      Partially Aligned      Aligned      **Best Practices**

AMBITION

**KPI 1: DIRECT GREEN HOUSE GAS EMISSIONS AMOUNT (SCOPE 1)**

By using the percentage of direct GHG emissions reduction over the years, the data set should fairly reflect positive or negative KPI's trends of the Issuer's commitment to fight climate change, thus enabling the investors to make an appropriate assessment of the overall environmental performance.

**Table 2 – Scope 1 Direct GHG emissions (measured in grams per kWh)**

kpi	REPORTED DATA					FORECAST OBJECTIVES		
	2015	2016	2017 (Baseline)	2018	2019	2020	2022	2030*
	409	395	411	369	296	254	220	125
Annual variation (%)		-3.4%	+4.1%	-10.2%	-19.8%	-14.2%	N/A	N/A
Average annual variation (%)	-6.9%					5.1%		
Expected variation (%)						-51%		
						-70%		

\*Enel's 2030 target has been certified by the SBTi.

Based on several points of comparison, we consider that Enel's target shows an advanced<sup>11</sup> level of ambition.

The objective is to reach a 70% CO<sub>2</sub> emissions reduction per kWh by 2030, compared to a 2017 baseline. This means decreasing CO<sub>2</sub> emissions from 411 g/kWh reported in 2017 to 125g/kWh in 2030. Enel plans to reduce by almost 50% its CO<sub>2</sub> emissions between 2020 and 2030. The Issuer has set an intermediary target demonstrating a CO<sub>2</sub> emissions reduction of more than 13% between 2020 and 2022. In addition, the Issuer has provided historical data showing that between 2015 and 2019 the KPI's annual average variation is of -6.9% while its annual average variation between 2020 and 2030 would be of -5.1% which is lower than the company's *Business as Usual*. However, Vigeo Eiris considers that the Issuer's plan to reduce by almost 50% its CO<sub>2</sub> emissions between 2020 and 2030 demonstrates a high level of ambition.

Enel reports that with this target to reduce by 70% their direct emissions, they will achieve their full decarbonization goal 20 years earlier than its original 2050 deadline. In addition, the Issuer reports that the target of reduction of direct emissions from electricity production by 2020, which was set in 2015 at 350 g/kWheq of CO<sub>2</sub>, with a 25% reduction compared with 2007, was achieved in 2019 with a reduction of 37%, to 296 g/ kWheq of CO<sub>2</sub>. As a result, the reduction target for 2020 has been upgraded in the new 2020-2022 Strategic Plan to 254 g/kWheq of CO<sub>2</sub>.

<sup>11</sup> VE scale of assessment: Weak / Limited / Robust / Advanced



In addition, the Science Based Target Initiative (SBTi) has assessed Enel's Scope 1 target ambition and has concluded that it is in line with a well-below 2°C trajectory<sup>12</sup>.

The SBTi is a collaboration between CDP, the United Nations Global Compact, World Resources Institute and the Worldwide Fund for Nature (WWF). The SBTi defines and promotes best practices in science-based target setting and independently assesses companies' targets. Enel signed up to the Science Based Targets initiative (SBTi) to ensure that the methodology set for its carbon SPTs is ambitious and externally approved to be in line with the Paris Agreement. As explained by the SBTi, "targets adopted by companies to reduce greenhouse gas (GHG) emissions are considered "science-based" if they are in line with what the latest climate science says is necessary to meet the goals of the Paris Agreement – to limit global warming to well-below 2°C above pre-industrial levels and pursue efforts to limit warming to 1.5°C." The validation of Enel's 2030 SPT by the SBTi contributes to the level of assurance regarding its ambition.

Enel's SPT appears to be more ambitious than the targets of Electric and Gas Utility companies in Europe (with the *Top 3 performers* according the Vigeo Eiris' rating methodology). For instance, Enel's SPT appears to be more ambitious than Iberdrola which aims to reduce the intensity of its CO<sub>2</sub> emissions to below 150 grams per kWh in 2030, which is higher than Enel's commitment to reach 125 grams per kWh by 2030. In addition, Energias de Portugal has set a target of 75% reduction in CO<sub>2</sub>/kWh in 2030 from 2005 levels, which is lower than Enel's target to reduce its direct CO<sub>2</sub> emissions by 70% by 2030 from 2017 levels. Moreover, Engie has committed to reduce the intensity of its GHG Emissions by 52% compared to 2017 levels by 2030 which also lower than Enel's SPT.

#### MEANS FOR ACHIEVEMENT

The means for achievement of the SPTs are credible and disclosed in the Framework. The SPTs will be achieved through two main measures:

- **Decarbonisation:** Enel is planning to invest €14.4bn in decarbonisation in order to increase the Group's renewable capacity, while progressively replacing its conventional generation fleet and supporting Enel's target to fully decarbonise its technology mix by 2050. More specifically, €12.5bn will be invested in renewables, of which €11.5bn will address growth of capacity, which is set to increase by 14.1 GW by 2022 (60% already secured), reaching around 60 GW of total managed capacity. Moreover, by 2030 Enel is expected to reduce its global production from coal by around 75% compared to 2018. Likewise, the share of renewables on total capacity is due to reach 60% in three years, driving upwards the generation fleet's profitability, as well as increasing CO<sub>2</sub>-free production to 68% in 2022.
- **Electrification:** Enel is planning to invest ~€1.2bn in the electrification of consumption. To achieve its target, Enel Green Power, its renewable energy division, which currently boasts over 43 GW of managed renewable capacity, will add around 11.6 GW by 2021, equivalent to an increase of over 25%, while at the same time reducing thermal capacity by about 7 GW from over 46 GW currently, equivalent to a decrease of over 15%.

The implementation of this strategy will help the Issuer reach 62% of emission free production by 2021. In addition, Enel's plan includes the 61% reduction of coal installed capacity by 2022 with respect to 2018 figures (15.8 GW), decreasing it to 6.6 GW and accounting to just 6.8% of total production by 2022 (compared to 25.7% in 2018).

<sup>12</sup> SBTi's scale of assessment: 2°C alignment / well-below2°C alignment / 1.5°C alignment.

**KPI 2: RENEWABLE INSTALLED CAPACITY PERCENTAGE**

By using the percentage of renewable installed capacity in relation to total installed capacity over the years, the data set should fairly reflect positive or negative KPI's trends of the Issuer's commitment to fight climate change, thus enabling the investors to make an appropriate assessment of the overall environmental performance.

**Table 2 – Enel's percentage of renewable installed capacity (%)**

	REPORTED DATA					FORECAST		
	2015	2016	2017	2018	2019 (Baseline)	2020*	2021	2022
kpi	41.3%	43.4%	45.1%	45.8%	50%	54%*	55%*	60%
Annual variation (% points)		+2.1	+1.7	+0.7	+4.2	+10		
Average annual variation (% points)		+2.2				+3.3		
Total renewable capacity (GW)	37.0	35.9	38.3	39.2	42.1	46.3	50.1	54.2
Variation total renewable capacity (%)	N/A					+28.3%		

\*To be noted that the 2020 data are not to be considered as a target set by the Issuer but an expected path towards the 2022 target.

Based on several points of comparison, we consider that Enel's target shows an advanced<sup>13</sup> level of ambition.

The objective is to reach 60% of total installed capacity from renewables by the end of 2022, compared to the 2019 baseline. This represents an increase of over 28% in renewable installed capacity in relation to 2019, from a total renewable capacity of 42.1 GW in 2019 to 54.2 GW capacity in 2022 (+12 GW).

Therefore, the percentage of renewable installed capacity, in relation to total installed capacity would increase of 10 percentage points, from 50% in 2019 to 60% in 2022.

This foreseen increase over 2019-2022 would be higher than the reported increase over the 2015-2019 period, therefore we consider that the SPT represents a material improvement compared to the company's *Business as Usual*.

In addition, Enel reports that reaching 60% of renewable installed capacity by 2022 would allow to cover 57% of its production from renewable sources, compared to 43% in 2019.

IRENA estimates that in order to meet the objectives of the Paris Climate Agreement, the share of renewable energy in the power sector would need to increase from 25% in 2017 to 86% in 2050. According to the International Energy Agency (IEA), renewable power capacity is set to expand by 50% between 2019 and 2024, led by solar PV<sup>14</sup>. The IEA reports that, overall, the share of renewables in worldwide power generation is expected to increase from 26% in 2019 to 30% in 2024<sup>15</sup> (five-year period).

As mentioned above, Enel reports an expected increase to 55% of its power generation from renewables in 2022, which is higher than the IEA's expectations. Of note, the evolution in Enel's expected power generation from renewables would represent a 44% increase from 2019 to 2022.

<sup>13</sup> VE scale of assessment: Weak / Limited / Robust / Advanced

<sup>14</sup> <https://www.iea.org/reports/renewables-2019>

<sup>15</sup> <https://www.iea.org/news/global-solar-pv-market-set-for-spectacular-growth-over-next-5-years>

It should be noted that in order to evaluate whether the target set by Enel is consistent with the above-mentioned targets, Vigeo Eiris had to rely on complementary data, notably its renewable generation production estimates as the selected KPI itself did not enable an appropriate comparison.

Enel's SPT appears to be consistent with the performances of Electric and Gas Utility companies in Europe (with the *Top 5 performers* according the Vigeo Eiris' rating methodology). For instance, Enel's target appears to be much more ambitious than some of its sector peers, such as EDF and Engie, which aim to achieve 25% of renewable energy sources in their installed capacity mix in 2020. However, the selected target is below other utility companies, such as Iberdrola, which had 70% of renewables in its net installed capacity in 2019, and Energias de Portugal, with 74% of renewables in its net installed capacity in 2017.

It should be noted that Enel has one of the world's largest renewable installed capacity, representing a total of 42 GW in 2019, with 3 GW new built capacity over the last year. This puts the Issuer above relevant competitors such as the already mentioned Iberdrola (32 GW) and EDP (19.6 GW).

#### MEANS FOR ACHIEVEMENT

*Measures disclosed for KPI 1 apply for KPI 2. Please refer to the KPI 1 analysis on p.9.*

#### BEST MARKET PRACTICES

- ⇒ The SPTs show an advanced level of ambition compared to sector standards and compared to sector peers
- ⇒ The means for achieving the SPTs are disclosed as well as their respective contribution in quantitative terms to the SPTs

## Bond Characteristics



Enel confirms that the bonds and loans issued under this Framework will be subject to variations in their financial characteristics depending on the achievement of the defined trigger events. However, the actual financial impacts have not been defined yet.

The communicated trigger events are the following:

1. Decrease Enel's direct GHG emissions per kWh by 70% by 2030, equivalent to a 125 g of CO<sub>2</sub> per kWh, from a 2017 base year
2. Increase Enel's renewable installed capacity to 55% by 2021, from a 2019 base year
3. Increase Enel's renewable installed capacity to 60% by 2022, from a 2019 base year

If the SPTs are not met as of the reference date (i.e. being the date on which the relevant target should be achieved), it will trigger a step-up margin or margin adjustment, as applicable, bringing to an increase in the interest rate applicable to interest periods following such reference date.

In addition, if the SPTs are achieved as of the reference date (i.e. being the date on which the relevant target should be achieved), it might trigger a margin adjustment applicable to interest period following such reference date.

Vigeo Eiris considers that, as of today, there is no sufficient information nor precedents in the market to appropriately assess the meaningfulness of the bond/loan characteristics' variation and the potential best practices.

Reporting

Not Aligned	Partially Aligned	Aligned	Best Practices
-------------	-------------------	---------	----------------

KPI 1: DIRECT GREEN HOUSE GAS EMISSIONS AMOUNT (SCOPE 1)	KPI 2: RENEWABLE INSTALLED CAPACITY PERCENTAGE
<p><b>REPORTING</b></p> <p>The Issuer commits to report at least on an annual basis on both KPIs within its yearly sustainability report. The Issuer commits to review the Framework (which is publicly available) in case of material changes in the perimeter, methodology, and in particular KPIs and/or the SPTs' calibration. Considering the last available public source (1999 Environmental Report), Enel has been monitoring and reporting on both KPIs since 1999. Calculations methodologies have not evolved.</p>	
<p>The Issuer reports that CO<sub>2</sub>eq emissions from electricity generation are collected on an annual basis, and on any occasion of specific investigation campaigns, in "Enel Data on Environment" (E.D.E.N).</p> <p>For each technology, data are entered in E.D.E.N directly from the organisational levels responsible for the data (plant or country), manually or automatically.</p> <p>CO<sub>2</sub>eq emissions, express in Tons, are calculated on the basis of formulas in the "Sustainability Report" sheets of E.D.E.N present for each plant technology and for offices with respect to any Country of presence.</p>	<p>The Issuer reports that the official source of information for the Net Installed Capacity is the corporate reporting tool "Planning &amp; Reporting Integrated Model" (P.R.I.M.O.), based in Oracle<sup>16</sup>.</p> <p>The Issuer reports that at legal entity level, the Planning and Control Department receives data from operative lines and uploads it in the P.R.I.M.O tool.</p> <p>At global business line level, the Planning and Control Department verifies and validates the business KPIs in their own perimeter<sup>17</sup>. Finally, at shareholding structures level, the Planning and Control Department verifies data consistency. Data is updated monthly in management reporting and quarterly in analyst presentations.</p>
<p><b>CONTROL</b></p>	
<p>The selected KPI is internally verified through formal controls and consistency assessments and a validation is conducted by the global business lines through an HSQE validation chain.</p> <p>Enel's annual GHG Inventory, carried out in compliance with the GHG Protocol, is externally verified by DNV-GI Business Assurance Italia S.r.l or such other qualified provider of third-party assurance or attestation services appointed by Enel. In addition, ENEL's SPT has been approved by the SBTi.</p>	<p>The selected KPI is internally verified by the Global Power Generation Planning &amp; Control at global level, which is responsible for the monitoring and control of financial and operational KPIs for the Global Power Generation Business Line.</p> <p>In addition, two specific assurance reports will be issued annually and semi-annually by an external verifier, namely: "Independent Auditors' report on the Statement of Renewable Energy Installed Capacity percentage".</p>
<p><b>ACCESSIBILITY OF RESULTS</b></p>	
<p>The Issuer's reporting will include, at least, (i) up-to-date information on the performance of the selected KPIs, including baselines where relevant, (ii) a verification assurance report relative to the SPT outlining the performance against the SPTs and the related impact, and timing of such impact, on the SDG-linked bonds' financial and/or structural characteristics, and (iii) any relevant information enabling investors to monitor the progress of the SPTs.</p> <p>In addition, Enel's reporting may include qualitative or quantitative explanation of the contribution of the main factors, including M&amp;A activities, behind the evolution of the performance/KPI on an annual basis, illustration of the positive sustainability impacts of the performance improvement and/or any re-assessments of KPIs and/or restatement of the SPT and/or pro-forma adjustments of baselines or KPI scope, if relevant.</p>	

<sup>16</sup> Oracle is a computer technology corporation that provides database software technology, cloud engineered systems and enterprise software products, including database management systems.

<sup>17</sup> Here the perimeter refers to all the business activities related to electricity production including production from renewables, thermal and nuclear technologies.

BEST MARKET PRACTICES
⇒ The reporting will be published annually, and the Issuer commits to review the Framework (which is publicly available) in case of material changes in the perimeter, methodology, and in particular KPIs and/or the SPTs' calibration

Verification

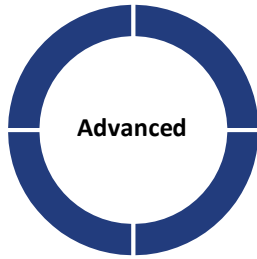


The performance level against each SPT for each KPI will be externally verified at least annually until the last SPT trigger event and in any case for any date/period relevant for assessing the SPT performance leading to a potential adjustment of the bond/loan's financial and/or structural characteristics.

The verification assurance reports will be made publicly available on Enel's website and in its yearly sustainability reports.

BEST MARKET PRACTICES
⇒ The verification will be conducted at least annually for each SPT for each KPI

# ISSUER



Enel is a multinational energy company and a global integrated operator in the electricity and gas industries with a focus on Europe and Latin America. The company transports electricity through a network of over 1.9 million kilometres. The company has power generation plants of all types in approximately 28 countries and supplies energy to cities in South America and Europe.

## Level of ESG performance

The Issuer’s ESG performance was assessed through a complete process of rating and benchmarking.

As of September 2020, Enel displays an advanced ESG performance. Enel’s performance is advanced in the Environment, Social and Governance pillars (*for more details see Appendix 1*).

DOMAIN	COMMENTS	OPINION
Environment	<p><b>Enel’s performance in the Environmental pillar is considered advanced.</b></p> <p>Enel’s environmental strategy is considered comprehensive with several quantified targets and comprehensive coverage of its certified environmental management system (i.e. 100% of the company’s installed capacity is ISO 14001 certified). Enel addresses pollution control and prevention through control audits, risks assessments, trainings and risk prevention procedures. Regarding biodiversity protection, Enel has implemented exhaustive measures including environmental impact assessments, monitoring systems, bird and fish protection programmes and land remediation actions. Additionally, indicators on nuclear waste, air emissions related to fossil fuel generation and customer’s energy efficiency show a positive trend.</p>	Advanced
		Robust
		Limited
		Weak
Social	<p><b>Enel’s performance in the Social pillar is considered advanced.</b></p> <p>Enel’s performance on human rights domain is advanced. Enel has a specific policy that addresses human rights protection and refers to relevant international standards. The Company reports on training programmes, internal audits, and a permanent system in place, with third party audits, to ensure respect of human rights. In addition, extensive measures are in place to address non-discrimination, and the Company monitors fundamental labour rights within its operations.</p> <p>Enel’s performance on human resources is advanced. Enel’s collective agreement, health and safety policy and human resources policy cover all relevant issues for the sector. All sites hold OHSAS certification and extensive measures are allocated to reduce stress and maintain safety at work.</p> <p>Safety indicators show positive results for employees and contractors. Additionally, the Issuer reports on extensive measures to manage reorganizations responsibly.</p> <p>Enel’s performance in Community Involvement is advanced. Enel reports on its commitments and measures to promote access to energy and address fuel poverty and related indicators show improving trends. On local social and economic development, Enel implements social impact assessments, to analyse community concerns throughout its operations, and indicators on investment in communities have increased. Additionally, Enel reports transparently on taxes paid.</p>	Advanced
		Robust
		Limited

	<p>Enel's performance in the integration of social issues in the supply chain is advanced. The Issuer has a formalized commitment towards this issue backed up by relevant targets and has extensive measures that include social factors in supply chain management such as risk assessments, supplier questionnaires and training, non-compliance procedure for suppliers, and the integration of social issues in its contractual clauses.</p>	<p>Weak</p>
<p>Governance</p>	<p><b>Enel's performance in the Governance pillar is considered advanced.</b></p> <p>During 2019, 14 meetings were held by the board of directors, and the attendance rate reached 100%. All the board committees are 100% independent. Enel respects the one share-one vote principle, and all major items are voted upon in separate resolutions. Additionally, the internal control system appears to cover all CSR risks, and CSR performance metrics are linked to variable remuneration of executives.</p> <p>Enel's performance in Business Behavior is advanced. Enel's Code of Ethics addresses prevention of corruption and anti-competitive practices, supported by measures such as training programmes, whistleblowing systems and external audits. In 2019, Enel reported that 35 corruption cases were internally reported through its reporting systems. Out of all the cases, only 8 were reported to have constituted a violation and the Issuer reported transparently on how they were handled. Internal controls including a confidential reporting system are in place to prevent compliance issues. Additionally, Enel reports transparently on its lobbying budget.</p>	<p>Advanced</p> <hr/> <p>Robust</p> <hr/> <p>Limited</p> <hr/> <p>Weak</p>

## Management of ESG Controversies

As of September 2020, Enel faces six stakeholder-related ESG controversies, linked to one of the six domains we analyse:

- Business Behaviour, in the criteria of "Responsible Customer Relations" and "Anti-Competitive Practices".

**Frequency:** Five of the controversies faced are considered "persistent" and one is considered "isolated".<sup>18</sup>

**Severity:** The severity of the cases, based on the analysis of the impact on both the Issuer and its stakeholders, is considered "significant" for one controversy and "high" for the five others.<sup>19</sup>

**Responsiveness:** Enel is considered overall "remediative". The Issuer is considered "remediative" for five controversies and "reactive" for one.<sup>20</sup>

<sup>18</sup> VE scale of assessment: Isolated / Occasional / Frequent / Persistent.

<sup>19</sup> VE scale of assessment: Minor / Significant / High / Critical.

<sup>20</sup> VE scale of assessment: Non-communicative / Reactive / Remediative / Proactive.



## Involvement in Controversial Activities

Enel is involved in three of the 17 controversial activities screened under our methodology namely:

- Major involvement in Fossil Fuels Industry<sup>21</sup>: Enel has an estimated turnover from fossil fuels which is between 20% and 33% of total turnover. This turnover is derived from fossil fuel-powered electricity generation.
- Major involvement in Coal: Enel has an estimated turnover from coal which is less than 10% of total turnover. This turnover is derived from coal-powered electricity generation.
- Minor involvement in Nuclear Power: Enel has an estimated turnover from involvement in nuclear power which is less than 5% of total turnover. This turnover is primarily derived from nuclear-powered electricity generation, as well as from services provided to the nuclear power industry.

Enel appears to be not involved in any of the other 14 controversial activities screened under our methodology, namely: Alcohol, Animal welfare, Cannabis, Chemicals of concern, Civilian firearms, Gambling, Genetic engineering, High interest rate lending, Human Embryonic Stem Cells, Military, Pornography, Reproductive medicine, Tar sands and oil shale, and Tobacco.

The controversial activities research provides screening on companies to identify involvement in business activities that are subject to philosophical or moral beliefs. The information does not suggest any approval or disapproval on their content from Vigeo Eiris.

---

<sup>21</sup> Of note, due to different calculation methods, Enel reports the following data in its Sustainability Report:

- 12.8% of turnover derived from fossil fuels- powered generation
- 3.5% of turnover derived from coal-powered generation
- 1.6% of turnover derived from nuclear-powered generation

# METHODOLOGY

---

In Vigeo Eiris' view, Environmental, Social and Governance (ESG) factors are intertwined and complementary. As such they cannot be separated in the assessment of ESG management in any organisation, activity or transaction. In this sense, Vigeo Eiris provides an opinion on the Issuer's ESG performance as an organisation, and on the processes and commitments applicable to the intended issuance.

Our Second Party Opinions (SPOs) are subject to internal quality control at three levels (Analyst, Project Manager and Quality Reviewer). If necessary, this process is complemented by a final review and validation by the Expertise Committee and Supervisor. A right of complaint and recourse is guaranteed to all companies under our review, following three levels: first, the team in contact with the Issuer; then the Executive Director in charge of Methods, Innovation & Quality; and finally, Vigeo Eiris' Scientific Council. All employees are signatories of Vigeo Eiris' Code of Conduct, and all consultants have also signed its add-on covering financial rules of confidentiality.

## ISSUANCE

### Alignment with the Sustainability-Linked Bond Principles

Scale of assessment: Not aligned, Partially aligned, Aligned, Best Practices

*The Framework has been evaluated by Vigeo Eiris according to the LMA's Sustainability-Linked Loan Principles – May 2020 ("SLLP") and the ICMA's Sustainability-Linked Bond Principles - June 2020 ("SLBP") and on our methodology based on international standards and sector guidelines applicable in terms of ESG management and assessment.*

#### Selection of Key Performance Indicators (KPIs)

KPI's materiality and coherence with the Issuer overall sustainability strategy, KPI's measurability and clarity, internal and external control over the KPI's data, exhaustiveness of the perimeter.

#### Calibration of Sustainability Performance Targets (SPTs)

Coherence of the SPTs with the overall sustainability strategy, ambition of the SPTs (compared the Issuer's own performance, sector peers and relevant international standards), trigger events' disclosure, means credibility (including scope and geographical coverage of the means).

#### Bond characteristics

Disclosure of the bond characteristics' variation, meaningfulness of these variation.

#### Reporting

Reporting process formalisation and verification, data's accessibility.

#### Verification

Verification of the performance against the SPTs.

## ISSUER

### Issuer's ESG performance

Scale of assessment of ESG performance: Weak, Limited, Robust, Advanced

*NB: The Issuer's level of ESG performance (i.e. commitments, processes, results of the Issuer related to ESG issues), has been assessed through a complete process of rating and benchmarking developed by Vigeo Eiris.*

The Issuers ESG performance has been assessed by Vigeo Eiris on the basis of its:

- Leadership: relevance of the commitments (content, visibility and ownership).
- Implementation: coherence of the implementation (process, means, control/reporting).
- Results: indicators, stakeholders' feedbacks and controversies.

## Management of stakeholder-related ESG controversies

A controversy is an information, a flow of information, or a contradictory opinion that is public, documented and traceable, allegation against an Issuer on corporate responsibility issues. Such allegations can relate to tangible facts, be an interpretation of these facts, or constitute an allegation based on unproven facts.

Vigeo Eiris reviewed information provided by the Issuer, press content providers and stakeholders (partnership with Factiva Dow Jones: access to the content of 28,500 publications worldwide from reference financial newspapers to sector-focused magazines, local publications or Non-Government Organizations). Information gathered from these sources is considered as long as it is public, documented and traceable.

Vigeo Eiris provides an opinion on companies' controversies risks mitigation based on the analysis of 3 factors:

- **Frequency:** reflects for each ESG challenge the number of controversies that the Issuer has faced. At corporate level, this factor reflects on the overall number of controversies that the Issuer has faced and the scope of ESG issues impacted (scale: Isolated, Occasional, Frequent, Persistent).
- **Severity:** the more a controversy is related to stakeholders' fundamental interests, proves actual corporate responsibility in its occurrence, and have caused adverse impacts for stakeholders and the Issuer, the higher its severity is. Severity assigned at the corporate level will reflect the highest severity of all cases faced by the Issuer (scale: Minor, Significant, High, Critical).
- **Responsiveness:** ability demonstrated by an Issuer to dialogue with its stakeholders in a risk management perspective and based on explanatory, preventative, remediating or corrective measures. At corporate level, this factor will reflect the overall responsiveness of the Issuer for all cases faced (scale: Proactive, Remediate, Reactive, Non- Communicative).

The impact of a controversy on a Issuer's reputation reduces with time, depending on the severity of the event and the Issuer's responsiveness to this event. Conventionally, Vigeo Eiris' controversy database covers any controversy with Minor or Significant severity during 24 months after the last event registered and during 48 months for High and Critical controversies.

## Involvement in controversial activities

17 controversial activities have been analysed following 30 parameters to screen the Issuer's involvement in any of them. The Issuer's level of involvement (Major, Minor, No) in a controversial activity is based on:

- An estimation of the revenues derived from controversial products or services.
- The specific nature of the controversial products or services provided by the Issuer.

# DISCLAIMERS

---

Transparency on the relation between Vigeo Eiris and the Issuer: Vigeo Eiris has executed six audit missions for Enel until so far. No established relation (financial or commercial) exists between Vigeo Eiris and the Issuer.

This opinion aims at providing an independent opinion on the sustainability credentials and management of the Instruments, based on the information which has been made available to Vigeo Eiris. Vigeo Eiris has neither interviewed stakeholders out of the Issuer's employees, nor performed an on-site audit nor other test to check the accuracy of the information provided by the Issuer. The accuracy, comprehensiveness and trustworthiness of the information collected are a responsibility of the Issuer. The Issuer is fully responsible for attesting the compliance with its commitments defined in its policies, for their implementation and their monitoring. The opinion delivered by Vigeo Eiris neither focuses on the financial performance of the Instruments, nor on the effective allocation of its proceeds. Vigeo Eiris is not liable for the induced consequences when third parties use this opinion either to make investments decisions or to make any kind of business transaction.

Restriction on distribution and use of this opinion: The deliverables remain the property of Vigeo Eiris. The draft version of the Second Party Opinion by Vigeo Eiris is for information purpose only and shall not be disclosed by the client. Vigeo Eiris grants the Issuer all rights to use the final version of the Second Party Opinion delivered for external use via any media that the Issuer shall determine in a worldwide perimeter. The Issuer has the right to communicate to the outside only the Second Party Opinion complete and without any modification, that is to say without making selection, withdrawal or addition, without altering it in any way, either in substance or in the form and shall only be used in the frame of the contemplated concerned bond(s) issuance. The Issuer acknowledges and agrees that Vigeo Eiris reserves the right to publish the final version of the Second Party Opinion on Vigeo Eiris' website and on Vigeo Eiris' internal and external communication supporting documents.

© 2020 Vigeo SAS and/or its licensors and subsidiaries (collectively, "Vigeo Eiris"). All rights reserved.

Vigeo Eiris provides its customers with data, information, research, analyses, reports, quantitative model-based scores, assessments and/or other opinions (collectively, "Research") with respect to the environmental, social and/or governance ("ESG") attributes and/or performance of individual issuers or with respect to sectors, activities, regions, stakeholders, states or specific themes.

VIGEO EIRIS'S RESEARCH DOES NOT ADDRESS NON-ESG FACTORS AND/OR RISKS, INCLUDING BUT NOT LIMITED TO: CREDIT RISK, LIQUIDITY RISK, MARKET VALUE RISK, OR PRICE VOLATILITY. VIGEO EIRIS'S RESEARCH DOES NOT CONSTITUTE STATEMENTS OF CURRENT OR HISTORICAL FACT. VIGEO EIRIS'S RESEARCH: (i) DOES NOT CONSTITUTE OR PROVIDE CREDIT RATINGS OR INVESTMENT OR FINANCIAL ADVICE; (ii) IS NOT AND DOES NOT PROVIDE RECOMMENDATIONS TO PURCHASE, SELL, OR HOLD PARTICULAR SECURITIES; AND (iii) DOES NOT COMMENT ON THE SUITABILITY OF AN INVESTMENT FOR ANY PARTICULAR INVESTOR. VIGEO EIRIS ISSUES ITS RESEARCH WITH THE EXPECTATION AND UNDERSTANDING THAT EACH INVESTOR WILL, WITH DUE CARE, MAKE ITS OWN STUDY AND EVALUATION OF EACH SECURITY THAT IS UNDER CONSIDERATION FOR PURCHASE, HOLDING, OR SALE.

VIGEO EIRIS'S RESEARCH IS NOT INTENDED FOR USE BY RETAIL INVESTORS AND IT WOULD BE RECKLESS AND INAPPROPRIATE FOR RETAIL INVESTORS TO USE VIGEO EIRIS'S RESEARCH WHEN MAKING AN INVESTMENT DECISION. IF IN DOUBT YOU SHOULD CONTACT YOUR FINANCIAL OR OTHER PROFESSIONAL ADVISER. VIGEO EIRIS'S RESEARCH IS NOT INTENDED FOR USE BY ANY PERSON AS A BENCHMARK AS THAT TERM IS DEFINED FOR REGULATORY PURPOSES AND MUST NOT BE USED IN ANY WAY THAT COULD RESULT IN THEM BEING CONSIDERED A BENCHMARK.

ALL INFORMATION CONTAINED HEREIN IS PROTECTED BY LAW, INCLUDING BUT NOT LIMITED TO, COPYRIGHT LAW, AND NONE OF SUCH INFORMATION MAY BE COPIED OR OTHERWISE REPRODUCED, REPACKAGED, FURTHER TRANSMITTED, TRANSFERRED, DISSEMINATED, REDISTRIBUTED OR RESOLD, OR STORED FOR SUBSEQUENT USE FOR ANY SUCH PURPOSE, IN WHOLE OR IN PART, IN ANY FORM OR MANNER OR BY ANY MEANS WHATSOEVER, BY ANY PERSON WITHOUT VIGEO EIRIS'S PRIOR WRITTEN CONSENT.

ALL INFORMATION CONTAINED HEREIN IS OBTAINED BY VIGEO EIRIS FROM SOURCES BELIEVED BY IT TO BE ACCURATE AND RELIABLE. BECAUSE OF THE POSSIBILITY OF HUMAN OR MECHANICAL ERROR AS WELL AS OTHER FACTORS, HOWEVER, ALL INFORMATION CONTAINED HEREIN IS PROVIDED "AS IS" WITHOUT WARRANTY, EXPRESS OR IMPLIED, OF ANY KIND, INCLUDING AS TO THE ACCURACY, TIMELINESS, COMPLETENESS, MERCHANTABILITY OR FITNESS FOR ANY PARTICULAR PURPOSE. VIGEO EIRIS IS NOT AN AUDITOR AND CANNOT IN EVERY INSTANCE INDEPENDENTLY VERIFY OR VALIDATE INFORMATION IT RECEIVES.

To the extent permitted by law, Vigeo Eiris and its directors, officers, employees, agents, representatives, licensors and suppliers (together, "Vigeo Parties") disclaim liability to any person or entity for any (a) indirect, special, consequential, or incidental losses or damages, and (b) direct or compensatory losses or damages caused to any person or entity, including but not limited to by any negligence (but excluding fraud, willful misconduct or any other type of liability that, for the avoidance of doubt, by law cannot be excluded); on the part of, or any contingency within or beyond the control of any Vigeo Party, arising from or in connection with the information contained herein or the use of or inability to use any such information.

Additional terms For PRC only: Any Second Party Opinion or other opinion issued by Vigeo Eiris: (1) does not constitute a PRC Green Bond Assessment as defined under any relevant PRC laws or regulations; (2) cannot be included in any registration statement, offering circular, prospectus or any other documents submitted to the PRC regulatory authorities or otherwise used to satisfy any PRC regulatory disclosure requirement; and (3) cannot be used within the PRC for any regulatory purpose or for any other purpose which is not permitted under relevant PRC laws or regulations. For the purposes of this disclaimer, "PRC" refers to the mainland of the People's Republic of China, excluding Hong Kong, Macau and Taiwan.